

OUTLINE

Name: _____

Date: _____

Topic I. _____

Subtopic A. _____

Supporting 1. _____

details 2. _____

3. _____

4. _____

Subtopic B. _____

Supporting 1. _____

details 2. _____

3. _____

4. _____

Subtopic C. _____

Supporting 1. _____

details 2. _____

3. _____

4. _____

Subtopic D. _____

Supporting 1. _____

details 2. _____

3. _____

4. _____

PLANNER FOR NEWSPAPER ARTICLE

Name: _____ Date: _____

Title of Article _____

Introduction (who, what, when, and where) _____

I first witnessed _____

Next, _____

Then, _____

Finally, _____

Conclusion (reflect on total event) _____

WRITING AN EXPOSITORY ESSAY

Name: _____

Date: _____

Paragraph #1 – Introduction

Topic Sentence: _____

Major Idea #1: _____

Major Idea #2: _____

Major Idea #3: _____

Closing Sentence: _____

Paragraph #2 – Major Idea #1 is discussed completely and with evidence

Topic Sentence: _____

Major Idea #1: _____

Major Idea #2: _____

Major Idea #3: _____

Closing Sentence: _____

Paragraph #3 – Major Idea #2 is discussed completely and with evidence

Topic Sentence: _____

Major Idea #1: _____

Major Idea #2: _____

Major Idea #3: _____

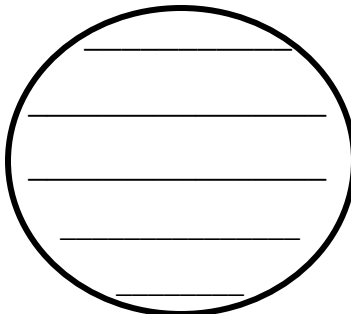
Closing Sentence: _____

EXPOSITORY WRITING

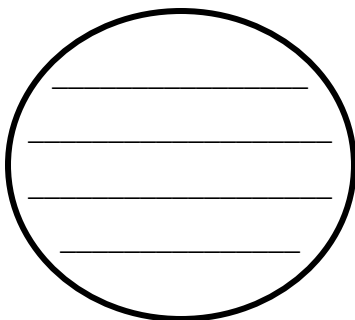
Name: _____

Date: _____

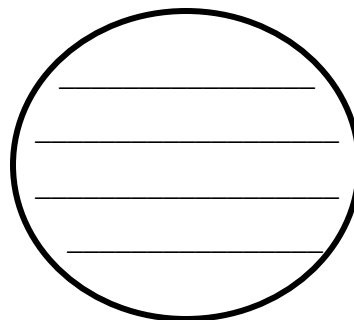
Detail




Detail



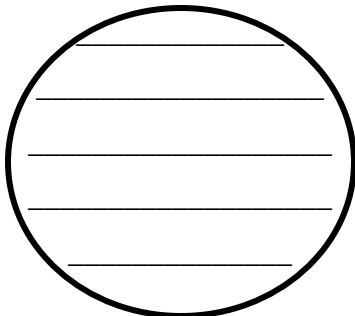
Detail



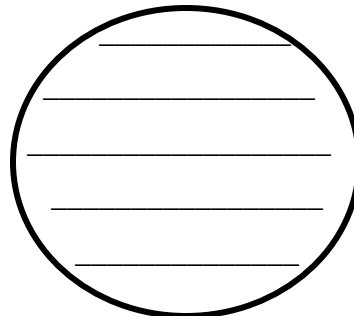
Topic Sentence



Detail



Detail



Concluding Sentence _____

PARAGRAPH GUIDE

Name: _____ Date: _____

Topic Sentence: _____

Supporting Details:

1. _____

2. _____

3. _____

4. _____

Concluding or Transition Sentence: _____

GO.9.5

EXPOSITORY WRITING ORGANIZER

Name: _____

Date: _____

Title _____

Main Idea _____

Detail _____

Detail _____

Detail _____

Detail _____

Detail _____

Main Idea _____

Detail _____

Detail _____

Detail _____

Detail _____

Detail _____

Main Idea _____

Detail _____

Detail _____

Detail _____

Detail _____

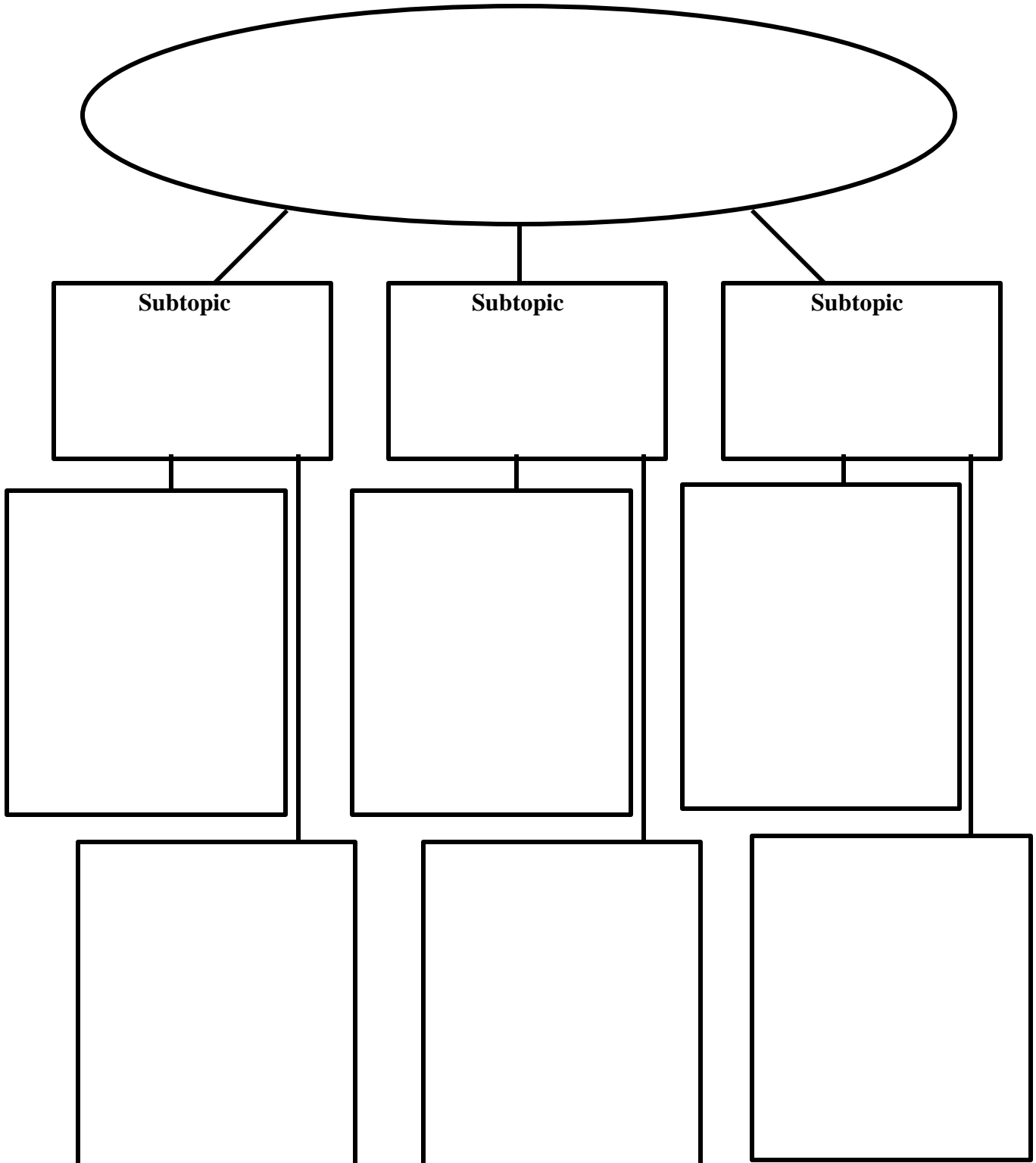
Detail _____

MAIN IDEA MAP

Name: _____

Date: _____

A **Main Idea Map** shows the most important idea and supporting ideas or subtopics. It also has information about the subtopics.



EXPOSITORY WRITING ORGANIZER

Name: _____ Date: _____

Introduction

Body

Point 1

Point 2

Point 3

Conclusion

FINDING MAIN IDEAS

Name: _____ Date: _____

Title of Story: _____

MAIN IDEA:

Page and Paragraph:

1.

--	--

2.

--	--

3.

--	--

4.

--	--

5.

--	--

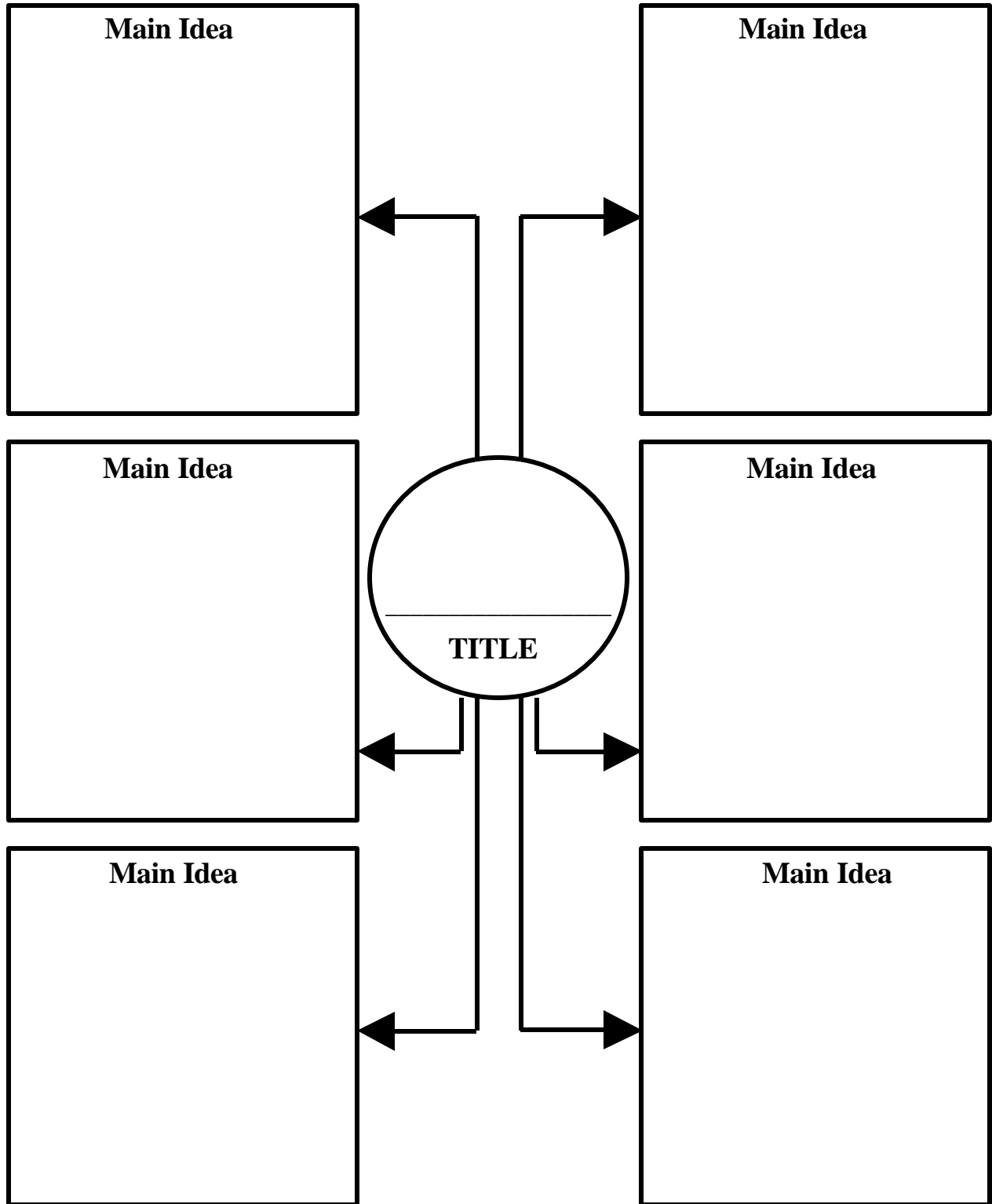
6.

--	--

MAIN IDEA ORGANIZER

Name: _____

Date: _____



GO.9.10

SUPPORTING AREAS OF FOCUS

Name: _____ Date: _____

Support each area of focus with information from the story.

1.

Support
p.....

Support
p.....

Support
p.....

2.

Support
p.....

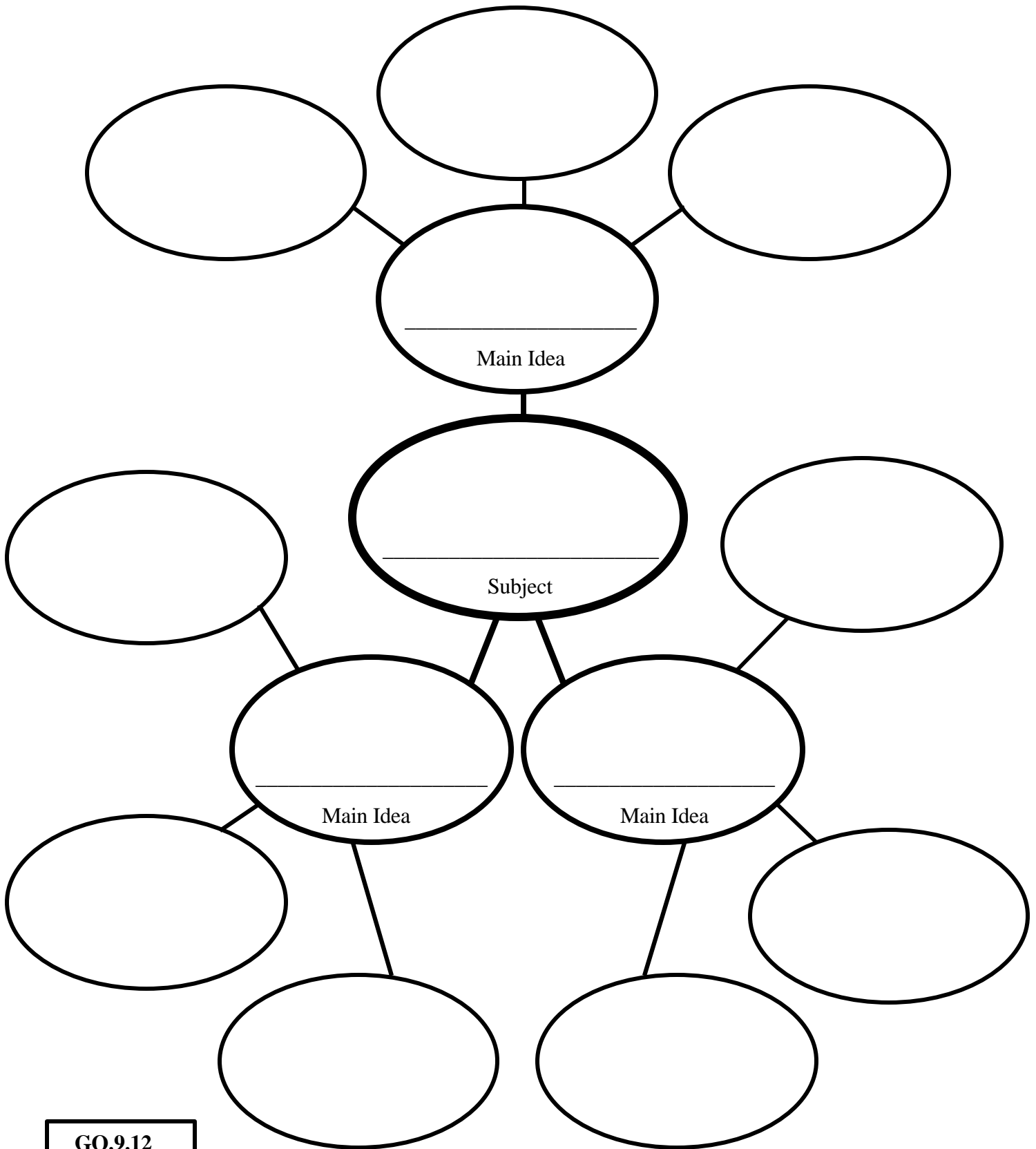
Support
p.....

Support
p.....

EXPOSITORY WRITING ORGANIZER

Name: _____

Date: _____



GRAPHIC ORGANIZER – EXPOSITORY WRITING

Name: _____ Date: _____

Introduction

Intro Sentence:

Background Info:

Main Transition Sentence:

Body 1

Main Idea:

Detail:

Example:

Detail:

Example:

Detail:

Example:

Closing/Transition Sentence:

Body 2:

Main Idea:

Detail:

Example:

Detail:

Example:

Detail:

Example:

Closing/Transition Sentence:

Body 3:

GO.9.13.a

Main Idea:

Detail:

Example:

Detail:

Example:

Detail:

Example:

Closing/Transition Sentence:

Conclusion:

Wrap-up (Hint: Reread Intro):

Prediction:

Closing Sentence:

THESIS ESSAY ORGANIZER

Name: _____

Date: _____

INTRODUCTION

Hook: _____

Thesis (what you will prove): _____

Background Information: _____

Three pieces of supporting evidence: Body 1 _____

Body 2 _____

Body 3 _____

Conclusion sentence: _____

Body #1

Evidence #1 _____

Details: 1 _____

2 _____

3 _____

Quote: _____

Explain how quote supports reason: _____

Conclusion sentence: _____

Body #2

Evidence #2 _____

Details: 1 _____

2 _____

3 _____

Quote: _____

Explain how quote supports reason: _____

Conclusion sentence: _____

Body #3

Evidence #3 _____

Details: 1 _____

2 _____

3 _____

Quote: _____

Explain how quote supports reason: _____

Conclusion sentence: _____

CONCLUSION

Restate thesis: _____

Summarize your evidence: 1 _____

2 _____

3 _____

Extend, go beyond, larger meaning: _____

EXPOSITORY WRITING GRAPHIC ORGANIZER

Name: _____

Date: _____

Topic: _____

Opening Sentences:

Transition Word or Phrase

Reason #1 Topic Sentence: _____

Supporting Details:

1. _____

2. _____

3. _____

Transition Word or Phrase

Reason #2 Topic Sentence: _____

Supporting Details:

1. _____

2. _____

3. _____

Transition Word or Phrase

Reason #3 Topic Sentence: _____

Supporting Details:

1. _____

2. _____

3. _____

GO.9.15.b

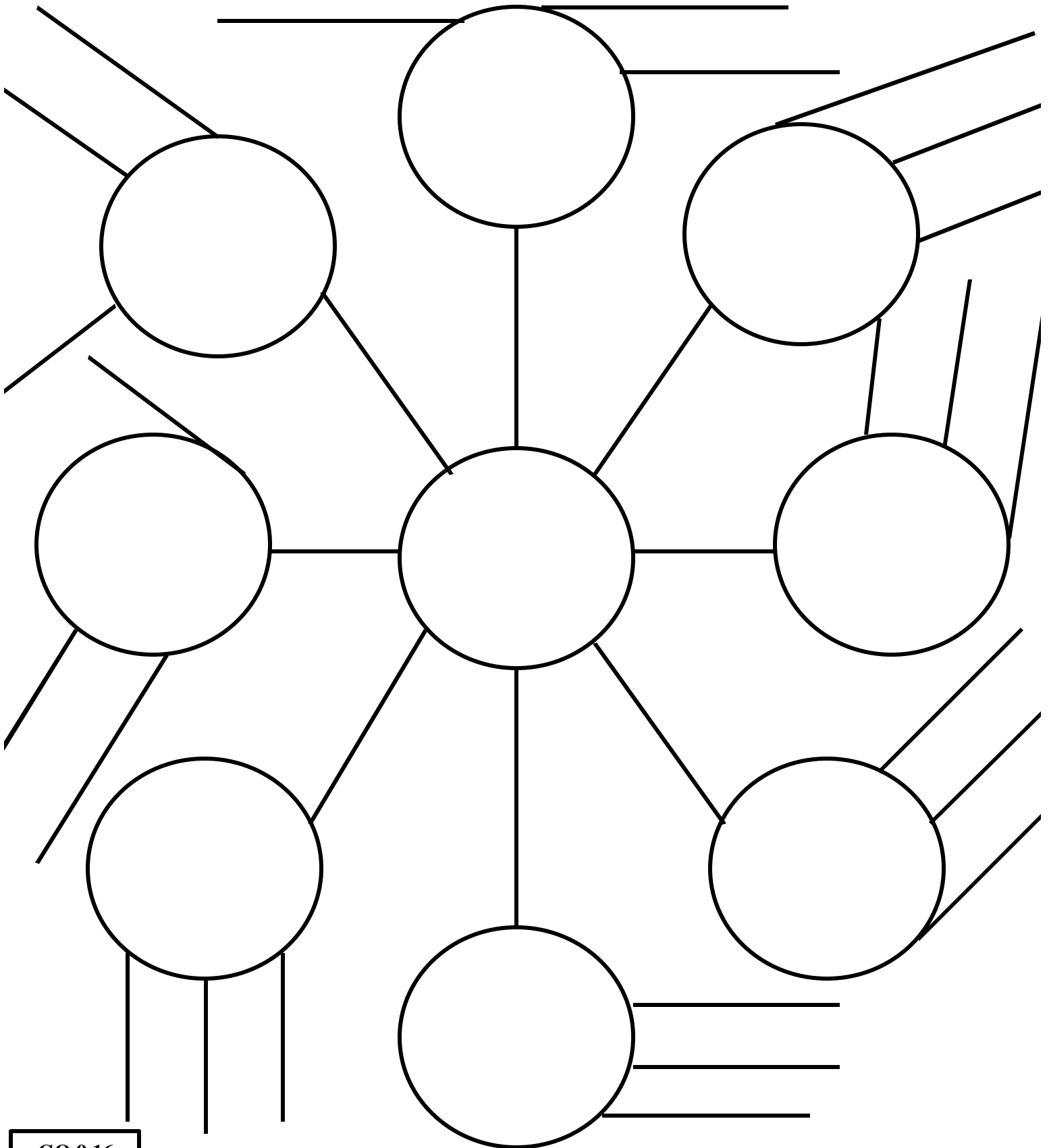
Concluding Summary: _____

What vocabulary words will I use? _____

GO.9.15.c

EXPOSITORY WRITING ORGANIZER

Name: _____ Date: _____



Graphic Organizer for a News Article

Who was involved?

What happened?

When did it happen?

Where did it happen?

Why did it happen?

How did it happen?

Quotes from Witnesses

The “angle” or point of view